



Preparing for your Connect For Education Course in Blackboard

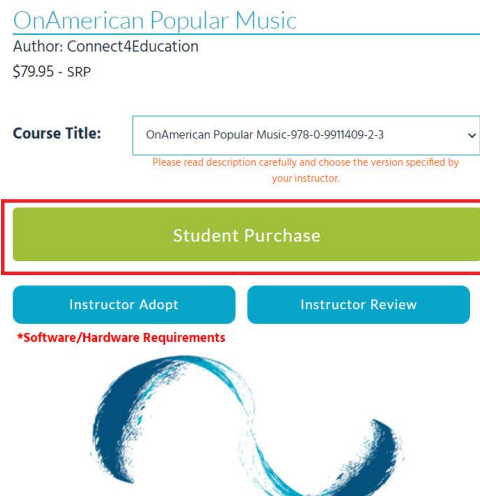
Purchasing Your Access Code

To access your course materials, you will first need to purchase a course access code. **Please contact your professor on which access code you'll need to purchase.** You may purchase the Access Code from the campus bookstore, or directly from Connect For Education's Online Store. **Please note:** If you are using financial aid, you will need to purchase an access code from the campus bookstore. Provided below are example instructions to purchase an Access Code from the C4E online store:


1. Access the Connect For Education Online Store:

For example: <https://store.connect4education.com/product/onamerican-popular-music/>

2. Select 'Student Purchase'




3. Select the **'View Cart'** button to begin the checkout process.



View cart

POPULAR MUSIC



OnAmerican Popular Music
Author: Connect4Education
\$79.95 - SRP

Course Title:

Please read description carefully and choose the version specified by your instructor.

Student Purchase

4. The **Return Policy** for your purchase will be displayed. Please be sure to read and understand the **Return Policy** before proceeding with your purchase.

Your Cart

Returns for Online Access Codes

Registered access codes may be returned within 7 calendar days of the registration date as long as no coursework has been completed. Under no circumstance will a refund be issued if any work in the course has been done.

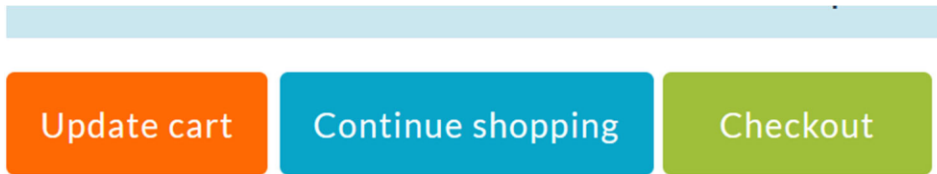
The access code may be returned for a refund within 120 days of purchase if it has not been registered. To request a refund, please forward your order confirmation email to orders@connect4education.com and include a refund request in the message. After we verify the code has not been registered, we will issue a refund and send an email confirmation. Please allow 2-5 business days for the refund to post to your account.

Chat with us!

5. In the Coupon code field, enter a coupon to receive the discounted price and select the **'Apply Coupon'** button.







6. Select the '**Checkout**' button to enter your Shipping and Billing Information.



7. Once you have read and understood the **Store Policy**, you will need to check the box to indicate that you have read and accepted the Store Policy.

Payment Information

Authorize.Net    

Pay securely using your credit card.

Card Number *

Expiration (MM/YY) * Card Security Code *

MM / YY CSC

I've read and accept the [Store Policy](#) *

Place order



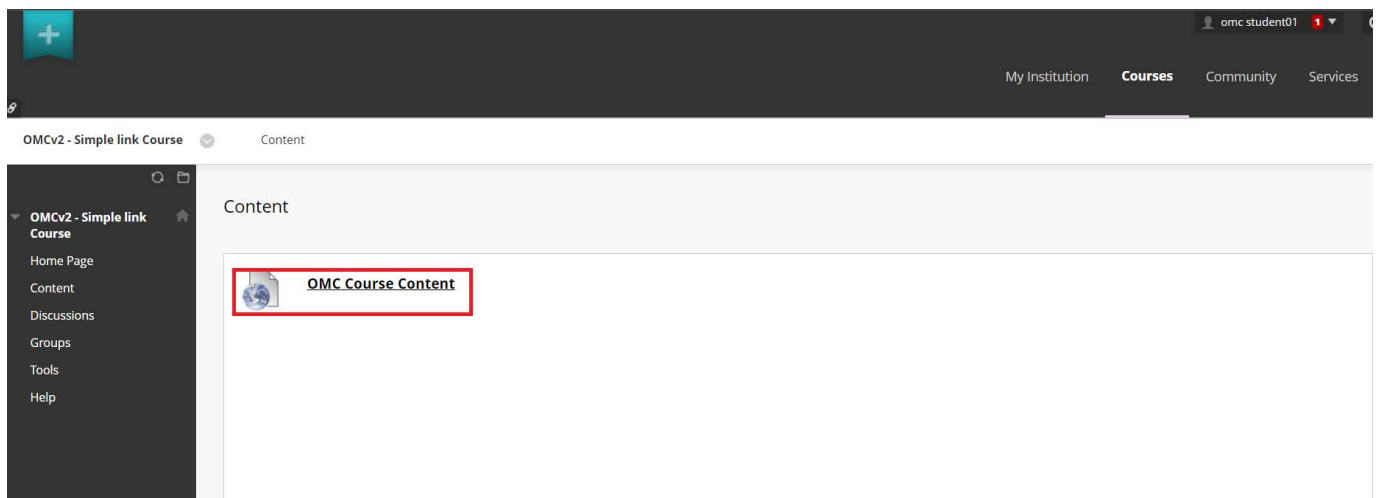
8. Upon you complete the purchase process, your 14-digit Access Code will appear on the Confirmation screen after your payment has been confirmed. It will also be emailed to the email address provided during the purchase process.

Note: If you are unable to find the Access Code in your Inbox, please check your email's spam/junk mail folders. You can also request the Access Code to be re-sent to you by contacting the C4E orders team at orders@connect4education.com or by calling (703) 880-1180 x111.

Using Your Access Code

Once you have purchased your 14- digit Access Code, please use the following steps to access your course from your school's Blackboard course list.

1. Navigate to your school's Blackboard course site.
2. From the Global Navigation Menu on the left, access your course content, typically located under 'Content' or 'Course Documents.'



3. Click on one of the Connect For Education Course Text Web Links.

- 3.01 Introduction
- 3.02 Musical and Poetic Form of the 12-Bar Blues
- 3.03 Rural Blues
- 3.04 Urban Blues
- 3.05 Boogie Woogie
- 3.06 Commercial or Arranged Blues
- 3.07 Conclusion



4. When prompted:

- Enter your Access Code.
- Confirm you have enabled third-party cookies in your browser by selecting the check box. Please use the link provided on the page for instructions on how to enable third-party cookies.
- Select 'Submit' to proceed.



- This course is published by **Connect For Education**. An Access Code is required to access this course content.
- [Need an Access Code?](#)

Browser Cookies Testing

First Name: student

Last Name: cookies10

Email: studentc10@mailinator.com

Courses: Brower Cookies Test Course

Registration Code: *

For course access, please confirm that you have enabled third-party cookies in your browser: *

For instructions on enabling cookies, please [click here](#).

Click **Submit** to proceed. Click **Cancel** to go back.

* = Required Field

5. Once your code has been accepted, the page will refresh and the Connect For Education course site will appear within your Blackboard LMS.

For detailed instructions on registering and accessing your text, please go to <https://c4edu.zendesk.com/hc/en-us/articles/4404172631831-Blackboard-LTI-Course-Course-Access-Process>

If you are asked for login credentials after entering your Access Code, you will need to make sure your browser cookies are enabled. For a step-by-step instructions on enabling your browser cookies, please



visit: <https://connect4education.com/online-technical-support-org-cookies/>

LOGIN

Username

Password

Remember me

[Forgot Your Password](#)

Log in

NEED AN ACCOUNT?

[Request Reviewer Account](#)

Once Cookies are enabled, you may need to clear your browser cache. For instructions on clearing your cache please visit: <https://connect4education.com/online-technical-support-org-cookies/>

Technical Questions or Issues

For any questions or concerns, please contact the OnMusic Companion Support Team at omcsupport@c4edu.com.